



# Investor Presentation

February 2026

*(All figures in USD)*

NASDAQ: ELVA TSX:

ELVA



# Safe Harbor Statement



## Forward-looking statements:

This presentation contains forward-looking statements and forward looking information (collectively, "forward-looking statements"), including statements that relate to, among other things, the size of the Company's addressable market and target verticals and applications, margin performance capabilities of new target operating segments, future operating jurisdictions including plans for manufacturing expansion in the United States and Japan, the ability to take advantage of manufacturing incentives for United States based manufacturers, the development of new products including solid-state batteries, the characteristics thereof, and the need for separator technology therein, the size of the Company's sales pipeline and the ability to satisfy orders thereunder, the Company's ability to satisfy its ongoing debt obligations, intentions to refinance existing debt facilities, anticipated continued increase in sales momentum in fiscal 2025, the future direction of the Company's business and products, technology development and other statements regarding the Company's markets, objectives, goals, strategies, intentions, beliefs, plans, expectations and estimates, and can generally be identified by the use of words such as "may", "will", "could", "should", "would", "likely", "possible", "expect", "intend", "estimate", "anticipate", "believe", "plan", "objective" and "continue" (or the negative thereof) and words and expressions of similar import. Although the Company believes that the expectations reflected in such forward-looking statements are reasonable, such statements are necessarily based on assumptions and involve risks and uncertainties, and undue reliance should not be placed on such statements. As a result actual results may differ materially from any result or expectation expressed or implied in forward-looking statements. Material assumptions on which forward-looking statements herein are based include that the Company's customers will complete new distribution centres in accordance with communicated expectations, intentions and plans, anticipated new orders based on customers' historical patterns and additional demand communicated to the Company and its partners, but not yet provided as a purchase order, expected decreases in input and material costs combined with stable selling prices in FY 2026, that the Company will be able to deliver ordered products on a basis consistent with past deliveries, that the Company's customer counterparties will meet their production and demand growth targets, the Company's ability to successfully execute its plans and intentions, including with respect to the entry into new business segments and verticals as well as servicing existing customers, the availability to obtain financing on reasonable commercial terms, including refinancing existing debt and completing the announced financing with the Export-Import Bank of the United States, the impact of competition and new technologies on the Company, that the Company's relationships with its suppliers, customers, lenders and other third parties will be maintained, market growth for lithium-ion battery applications, the Company's ability to service debt obligations and adhere to negotiated debt covenants, the regulatory, legal and political framework governing taxes and environmental matters in the jurisdictions in which the Company conducts and will conduct its business and the interpretations of applicable laws, the Company's future research and development levels and future production levels, and the Company's operating costs and expected capital expenditures. Important factors that could cause actual results to differ materially from expectations include but are not limited to the impact of political decisions in the United States and elsewhere on trade and with respect to government incentives for manufacturing, natural disasters, unusually adverse weather, epidemic or pandemic outbreaks, cyber incidents, boycotts and geopolitical events, including the imposition of tariffs or trade controls that could impact the Company's cross-border business, market demand among the Company's customers and target markets for lithium-ion batteries as well as those additional risk factors found in the Company's base shelf prospectus dated September 17, 2024 and any supplement thereto, and the documents incorporated by reference therein. The Company does not undertake any obligation to update or revise any of the forward-looking statements contained in this document, whether as a result of new information, future events or otherwise, except as required by law. These forward-looking statements should not be relied upon as representing Electrovaya's assessments as of any date subsequent to the date of this presentation. Additional information about material factors that could cause actual results to differ materially from expectations and about material factors or assumptions applied in making forward-looking statements may be found in the Company's Annual Information Form for the year ended September 30, 2025 under "Risk Factors", and in the Company's most recent annual Management's Discussion and Analysis under "Qualitative And Quantitative Disclosures about Risk and Uncertainties" as well as in other public disclosure documents filed with Canadian securities regulatory authorities. The Company does not undertake any obligation to update publicly or to revise any of the forward-looking statements contained in this document, whether as a result of new information, future events or otherwise, except as required by law. These and other risks and uncertainties related to Electrovaya's business and the assumptions on which the forward-looking information is based are described in greater detail in the sections entitled "Risk Factors" in its Annual Report on Form 40-F filed with the U.S. Securities and Exchange Commission and the Ontario Securities Commission in Canada. Electrovaya assumes no obligation to update or revise any forward-looking statements, except as required by applicable laws. These forward-looking statements should not be relied upon as representing Electrovaya's assessments as of any date subsequent to the date of this presentation, all dollar amounts are in U.S. dollars unless otherwise noted.



## Infinity Technology – Safety & Longevity

- ✓ **High performance** battery systems for high and low voltage applications
- ✓ Industry-leading **safety & longevity** validated by third party and field data
- ✓ Multiple **Proprietary Technologies** protected by ~100 patents
- ✓ **Perfect Safety Record** – 30,000+ batteries deployed with no safety incidents



## Domestic Manufacturing

- ✓ Existing Engineering & Systems manufacturing in Mississauga, Ontario with a recent second shift added to meet **increasing demand**
- ✓ New U.S Cell & Systems manufacturing in Jamestown, New York – began **Systems assembly** in Q2 2025 with **cell & module production** expected in 2026
- ✓ Gigafactory will supply **larger contracts**



## Blue Chip Customers & Partners

- ✓ 16 **Fortune 100 clients** across critical operations - selecting Electrovaya on **Performance & Safety**
- ✓ Leading **OEM Partners** in USA & Japan across various market segments
- ✓ Expanding into **new end markets** with **early wins** in warehouse automation, robotics, GSE, defense and construction



## Sector Leading – Financial Results

- ✓ 11 consecutive quarters of **positive** Adj. EBITDA
- ✓ TTM net profit \$4.8M
- ✓ TTM Revenue \$68M, well beyond \$50M breakeven.
- ✓ Only profitable pure play Advanced Lithium-ion battery manufacturer in North America
- ✓ Strong momentum in orders from OEM partners and Fortune 100 customers

# Electrovaya is Critical for Addressing Battery Safety Requirements



## Lithium Ion Fires

- × Lithium ion fires can last longer, cause extensive damage disrupting operations
  - × Fires are **difficult to extinguish**
  - × Fires often propagate within cells and battery systems due to **separator failures**
  - × Risks costly damage and downtime, serious **health and safety risks**
- × A Passenger EV battery fire can take up to **3 days** to fully extinguish (vs. 1 hour for a normal fire)

## Cycle Life

- × Short cycle life increases replacement frequency and **raises total cost of ownership**
- × Mission-critical sites **demand long-life batteries** to minimize operational disruption
- × Heavy-duty applications (warehouse automation, robotics, and energy storage) are **highly sensitive** to cycle life
- × Battery degradation **reduces efficiency** and **causes downtime** in always-on environments

## Example Issue Cases:



**E-comm. Warehouse Fire** (UK, 2021)

Robot's Lithium-ion battery caught fire and halted operations for weeks

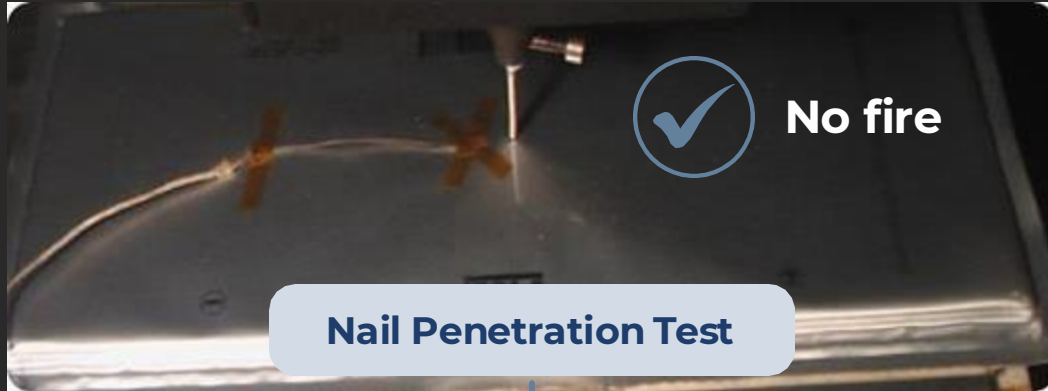


**Data Center Fire** (France, 2021)

Lead-acid battery ignited and caused 3.6M websites to go offline


# Infinity Technology – Safety is Our Top Priority

Infinity Batteries Provide Additional Prevention to Fire Propagation



Nail Penetration Test

Fire Propagation Test



- ✓ No flames escaped the battery enclosure
- ✓ No internal propagation, the fire was contained within the faulted sub-module

Typical Batteries Propagate Fire




Nail Penetration Test



- ✗ Risks costly damage and downtime
- ✗ Serious health and safety risks


# Product Differentiation

## Ceramic Separator Technology




Competitors

electrovaya



15 minutes  
at 130°C



**Heat Stability Advantage:** Unlike competitors' ceramic coatings that can shrink or deform under high temperatures, *Electrovaya's ceramic separators maintain their structural integrity, ensuring consistent performance even in demanding conditions*

**Enhanced Safety and Reliability:** *Electrovaya's proprietary ceramic separators resist heat-induced shrinkage, reducing the risk of thermal runaway and ensuring long-term durability in heavy-duty applications*

### Third Party Testing & Certifications

#### Performance

- ✓ Cycle life
- ✓ Internal Resistance
- ✓ Temperature Effect
- ✓ Power Capability
- ✓ Ageing



#### Safety

- ✓ Cells, modules, packs



**UN38.3**

#### Quality

- ✓ Our production sites adhere to the utmost quality standards



Toyota Production System

# Electrovaya's Batteries Outperform Standard Batteries



Safety



Fully embedded ceramic separators reduce risks propagating fire

Longevity



One 14,000-cycle lifespan lasts 10–15 years of daily use. Outlasts typical batteries by 3–5x

Production



Jamestown, NY lithium-ion cell output will utilize domestic / friendly supply chains by mid-2026

Cost of Ownership



One battery. Years of savings.

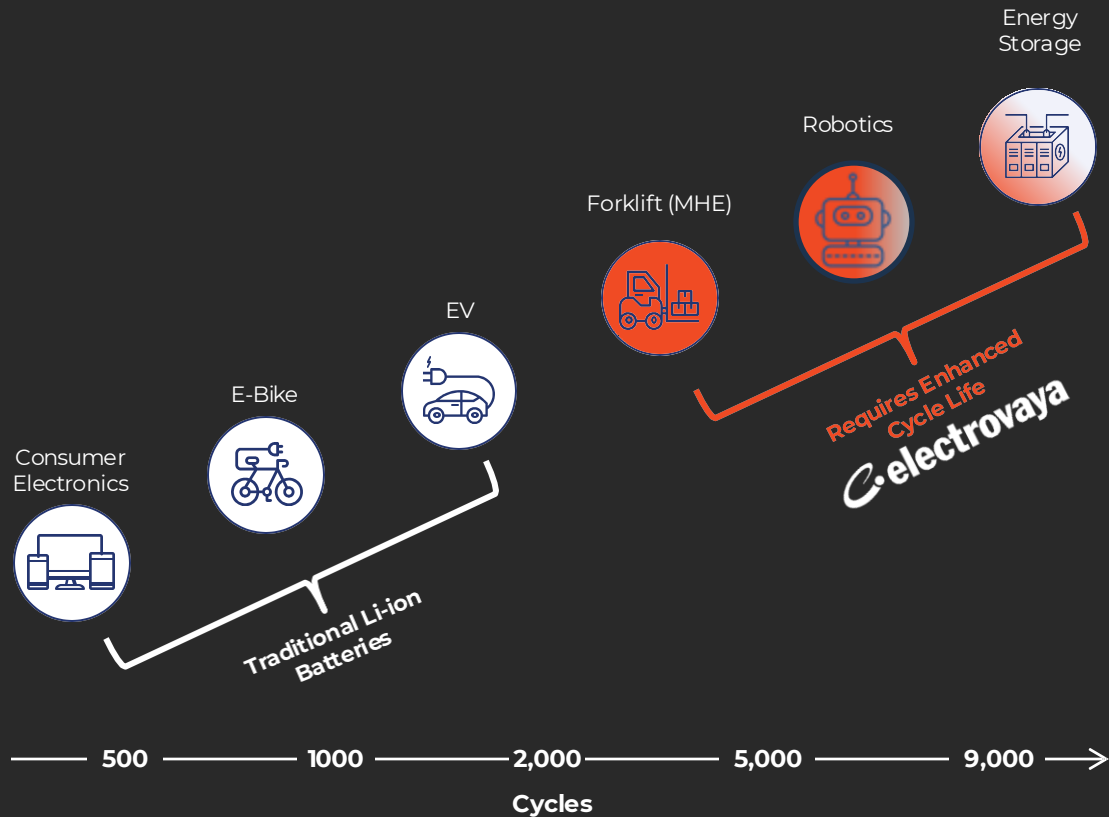


# Mission-Critical Applications Require Higher Cycle Technology

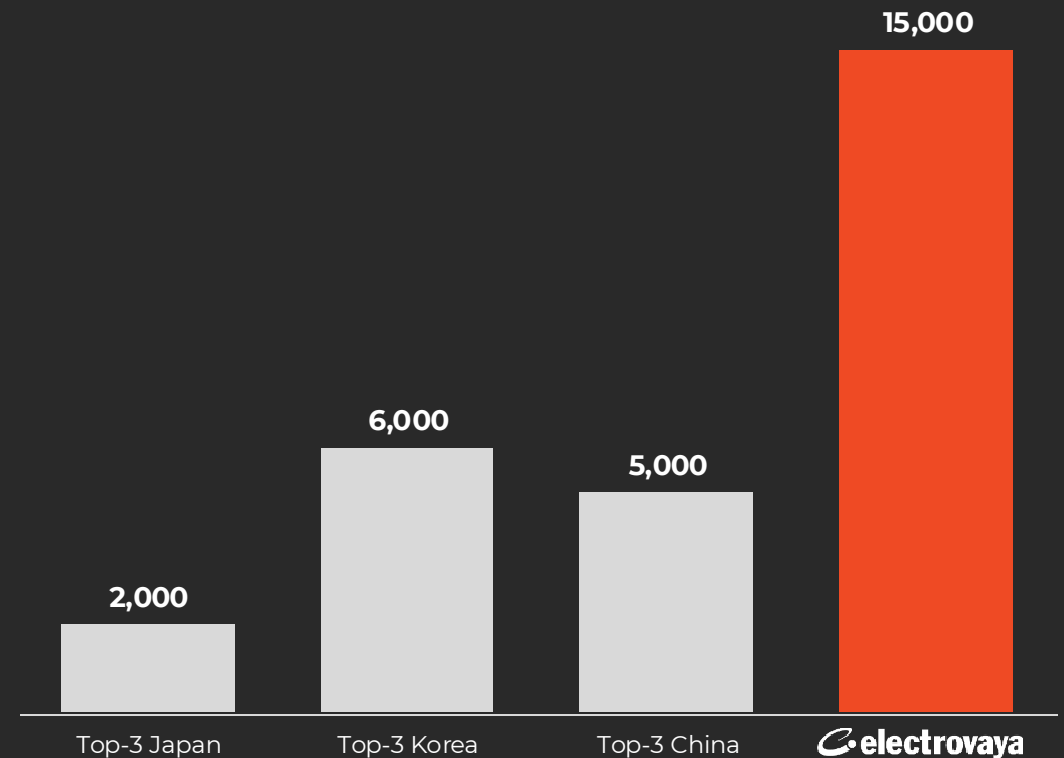


Longer Life Batteries Lower Cost of Ownership

## Longevity



## Initial Capacity (Cycles)



Electrovaya Batteries Last 3x Longer than Industry Benchmarks

# Electrovaya Occupies a Differentiated Position in Landscape



## electrovaya

- ✓ The highest safety standards – 30,000+ batteries deployed with no incidents
- ✓ Long cycle life dramatically reduces maintenance and TCO
- ✓ Ideally suited for: drones, consumer electronics, material handling, rugged environments and energy storage that require long lifecycle and extreme safety
- ✓ **Cycle life: 15,000+**



## Traditional Li-Ion / Graphite

- × Prone to thermal runaway
- × Higher replacement frequency = higher TCO
- × Commoditized by large Asian battery suppliers and not suitable for industrial/commercial environments
- × Ideally suited for: EVs, basic electronics
- × **Cycle life: Up to ~4,000**



## Silicon Anode / Solid State

- × Highest energy density, but expensive to manufacture
- × Earlier stages of commercialization with most players unprofitable with high cash burn
- × Ideally suited for: defense, consumer electronics
- × **Cycle life: Up to ~1,500**



# \$66B Market Opportunity



## Material Handling

\$6B

- Infinity batteries are the safest NMC-based Li-ion option for high-risk environments like busy warehouses
- Over 70% of sales with Fortune 500 companies



## ESS

\$55B

- Infinity tech offers ultra-long cycle life reducing replacements by multiples for datacenter uptime while providing safe reliable performance
- Product launched in September 2025 with strong interest for data center applications



## Robotics

\$2B

- 24/7 autonomous reliability provide long runtime and wireless fast-charging for robots
- Multiple OEM partners have already selected Electrovaya technology for new products



## GSE

\$500M

- Infinity systems have long cycle life for cost savings for 24/7 GSE applications
- Strong requirement for safety and reliability in this mission critical application
- Electrovaya products under trial with a major US airline



## Defense

\$2B

- Mission-critical reliability have demonstrated strong performance in extreme conditions
- Multiple global defense contractors evaluating Electrovaya's products at various stages of implementation

Sources: Precedence Research, Valuates Reports, The Insight Partners, Research And Markets, Verified Market Research

# Customers and Partners – Infinity Batteries



Strategic Partnership



Select OEM Customers




End Users Example

*(not a full list)*



# Electrovaya Powers Mission Critical Applications 24/7



**30,000+**

Infinity Battery systems deployed



**300+**

Warehouses & logistic centers powered by Electrovaya




**Enables mission-critical operations**

# Electrovaya's Solid State Technology



Infinity Batteries provide industry leading longevity with the potential to **expand its TAM** with new product development in solid state leveraging its **proprietary separator technology**



Proof-of-Concept Separator Development

**Technology Benefits:**  
Highest energy density



Scaling to > 100cm<sup>2</sup> Separator Manufacturing

**Technology Derisked:**  
Based on proprietary separator and electrolyte technology



SSB Pouch Cell Prototyping

**Ideal For:**  
Drones, Consumer Electronics, High-performance Vehicles, & Aerospace

# Other Infinity Cell Technology Advancements

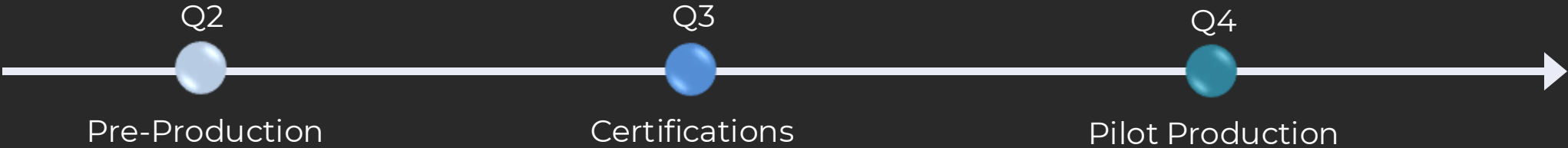


## Ultra-Fast Charging Cell Development



- 5 Minutes ultra-fast charging
- 30°C performance
- Extra Long Cycle Life
- Superior Safety

2026



# Other Infinity Cell Technology Advancements



Generation 2 Ceramic Separator Technology Launching in 2027

## Enhanced Thermostability

Designed to maintain performance across wider operating temperatures with improved heat distribution at the cell level

## Higher Performance

Increased rate capabilities and energy density

## Platform Ready Design

Built for next-gen electronics, mobility, and energy systems providing the same benefits as Electrovaya's current generation technology

# Leveraging Longevity Advantage

Recurring Revenue

**Growing**

**Segments**

## Recurring Revenue

Current <5%  
Target >10%



### Lease/Rentals

- Lower upfront costs (with OEM-supported residual value)
- Ability to participate in off-lease opportunities
- Rentals are a small but growing offering and in use with Electrovaya's largest end customers

#### Approx. Target Margins

**0-5 yrs : 30%**

**6-10 yrs: 80%**

**11 yrs + : 100%**



### SaaS

Opportunities to increase from data analytics (already in use at major customers), demand response, and energy storage

**>80%**



### Aftermarket Services

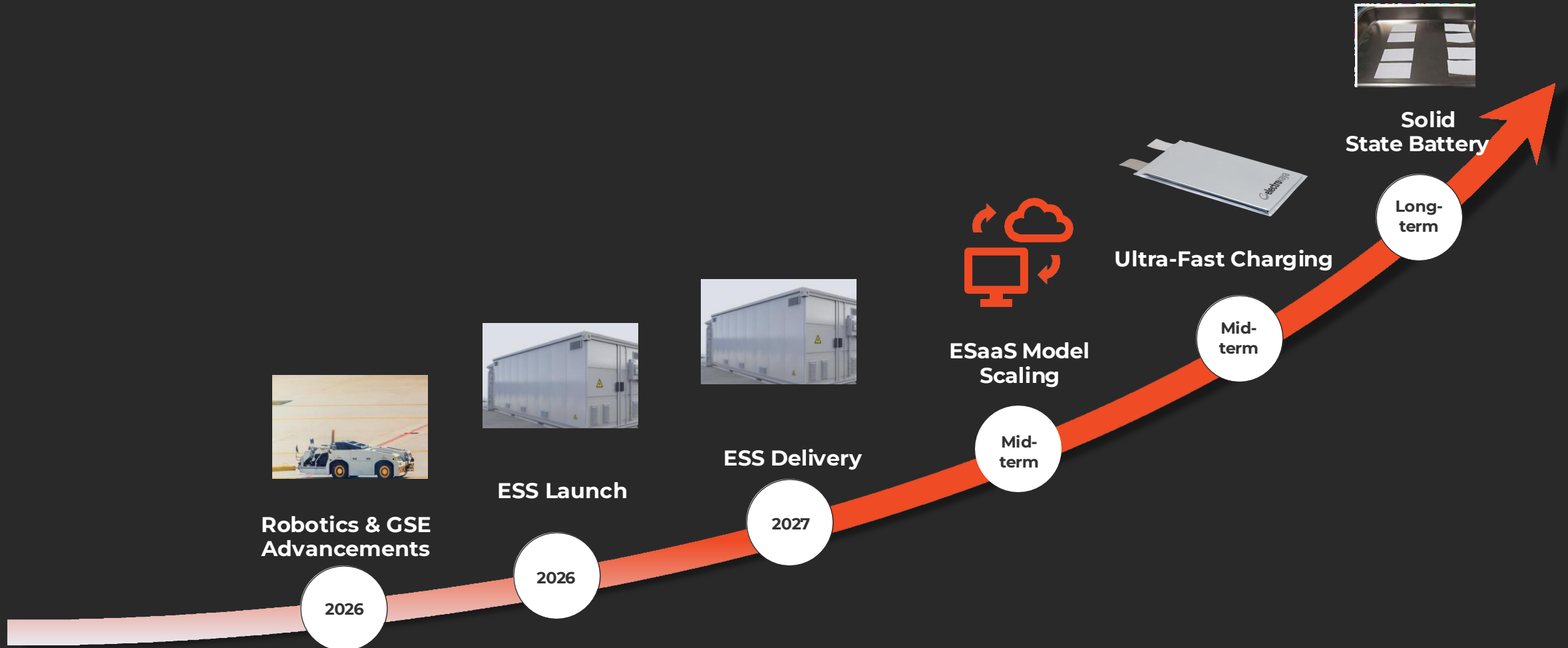
- Spare parts and accessories
- Inspections and studies

**30-50%**

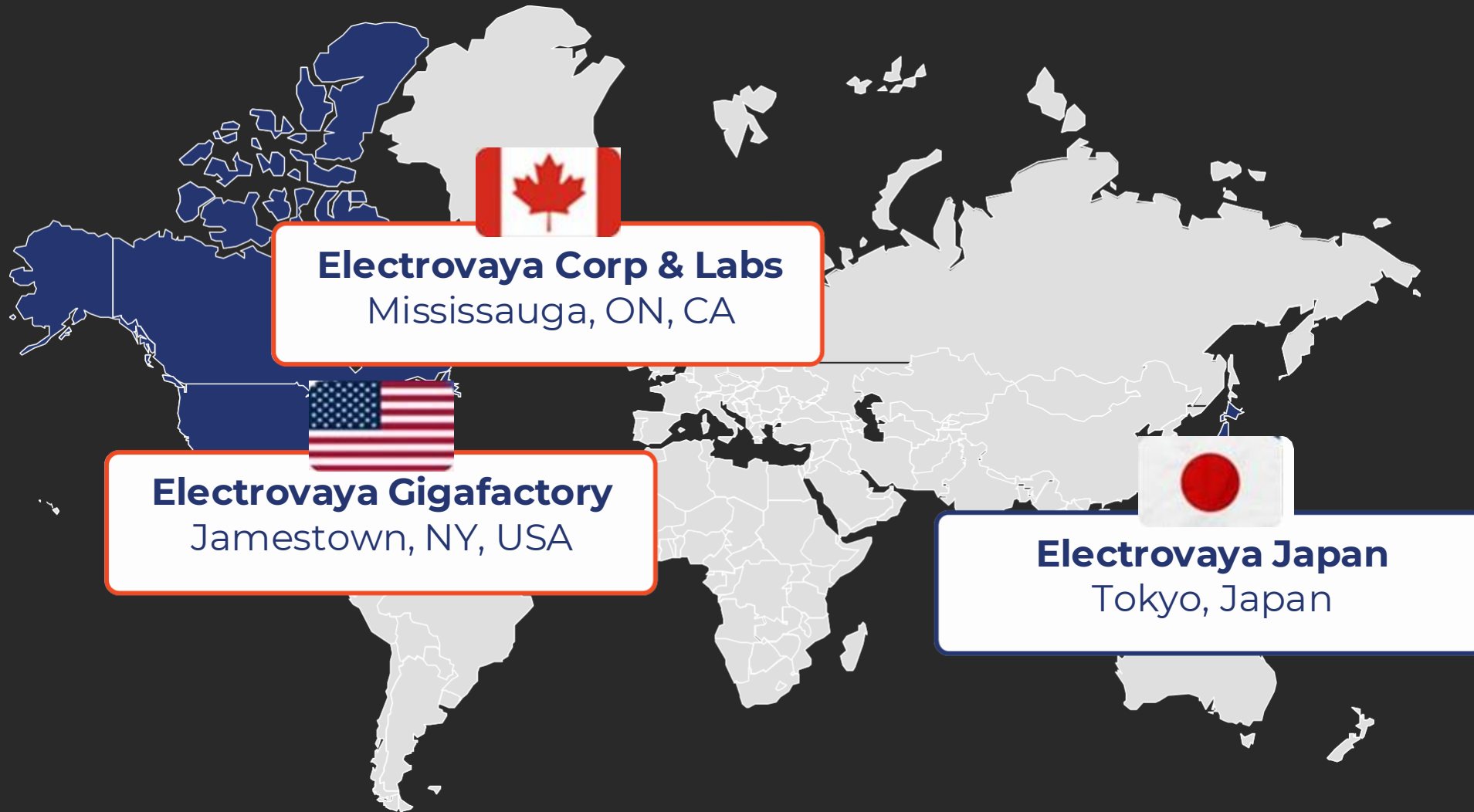
# Product and Market Expansion Roadmap



Accelerating growth through innovative product rollouts and capturing new end market opportunities



# Global Reach



# US Manufacturing Expansion

Jamestown Facility: Groundbreaking facility with no execution or financing risk



137,000 sq ft facility on a 52-acre site in Jamestown, New York



Provides reliable, domestic supply of lithium-ion cells (built in America)



Vertical integration will improve margins and increases manufacturing capacity (\$150-200M annually)



Meets growing customer demand for made in America products & opens new market opportunities



Low cost 100% renewable electricity (~\$0.05/kWh)



## Financing Secured

- ~\$51M million loan from EXIM with interest deferral to 2026/2027
- \$25M revolving asset-based lending facility from BMO
- ~\$7M in local and state incentives
- \$10-15M annual BBB Act §45x tax credits

Announces commencement of facility

Starts first phase of battery system manufacturing operations

Delivery of capital equipment begins

Start of Module Production

Final setup and SAT of Cell Production Lines

Jan. 2025

Apr. 2025

Spring 2026

Summer 2026

Fall 2026

# Achieved Financial Inflection Point

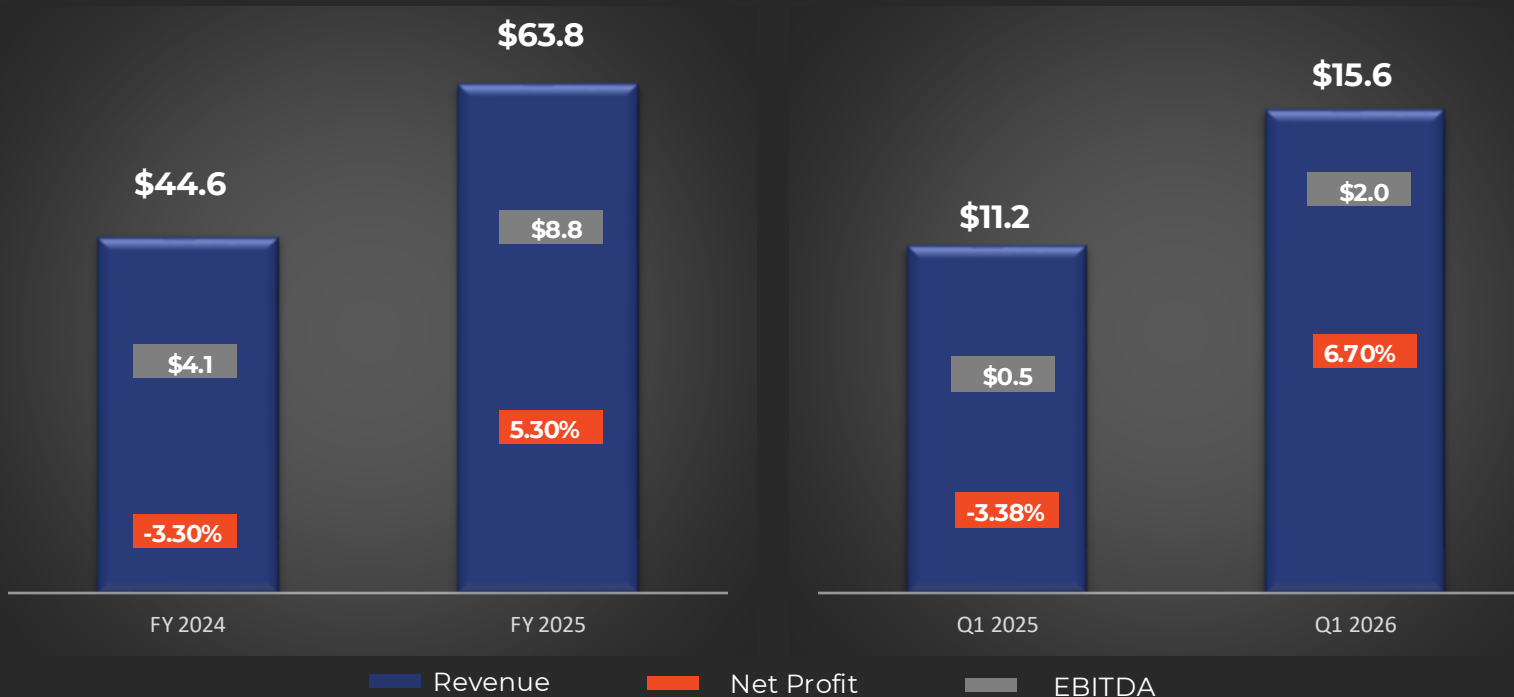


One of the only profitable advanced battery companies in North America

Yearly Performance (\$ in M)

Quarterly Performance (\$ in M)

Key Stats



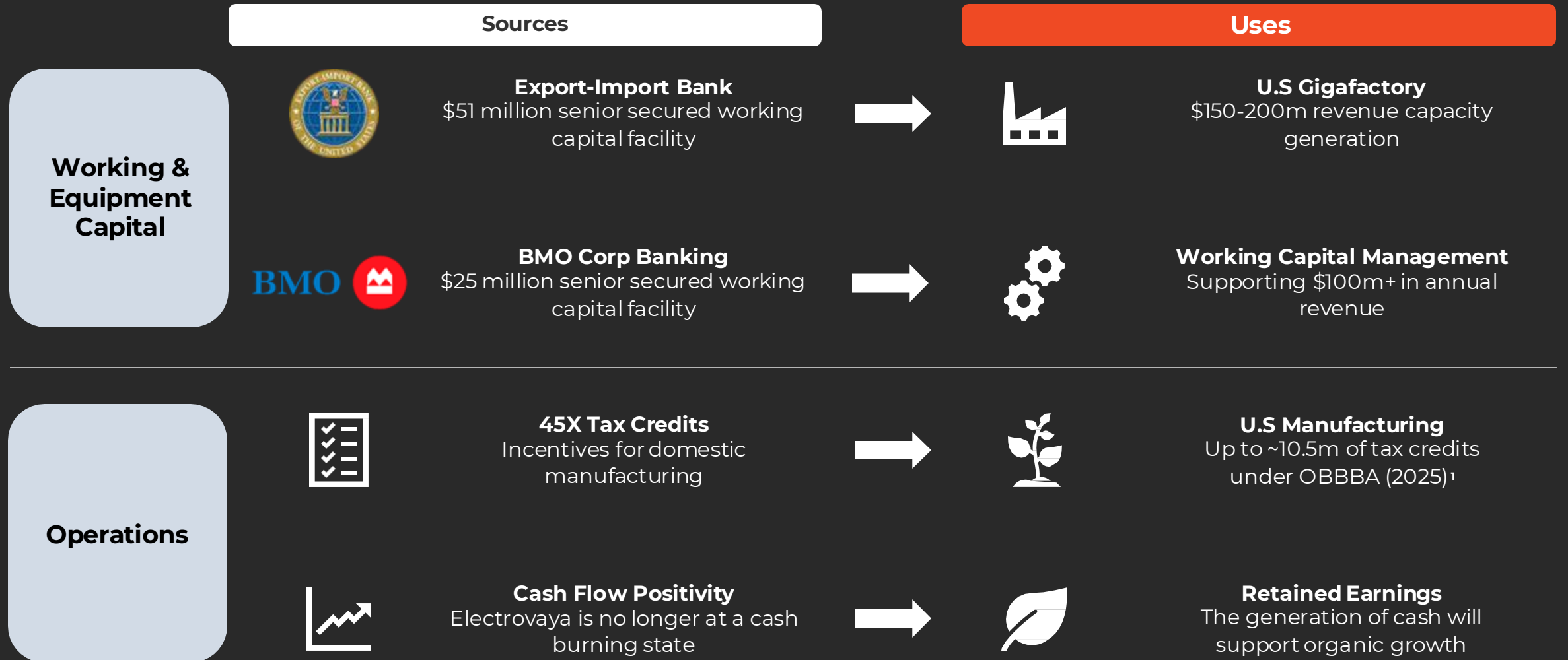
<p><b>\$68M</b> TTM Revenue</p>	<p><b>\$10M</b> TTM Adj. EBITDA</p>
<p><b>11</b> Consecutive Quarters of Positive EBITDA</p>	<p><b>\$83M+</b> FY 2026 Revenue Guidance</p>

## Positive Net Profit and EPS

Q2-4 2025 and Q1 2026

\*Non-IFRS Measure: Adjusted EBITDA does not have a standardized meaning under IFRS. Therefore, it is unlikely to be comparable to similar measures presented by other issuers. We believe that certain investors and analysts use Adjusted EBITDA to measure the performance of the business. Adjusted EBITDA is defined as income/loss from operations plus stock-based compensation and depreciation and amortization. Adjusted EBITDA is not a measure of financial performance under IFRS, and may not be defined and calculated in the same manner by other companies and should not be considered in isolation or as an alternative to IFRS measures. The most directly comparable measure to Adjusted EBITDA calculated in accordance with IFRS is income (loss) from operations.

# Financing Growth



# Summary Balance Sheets and Cap Table



## Select Balance Sheet Items

(US\$ in thousands)

Cash & Equivalents

**Total Assets**

Short-term Debt

Total Debt

**Total Liabilities**

**Total Shareholders Equity**

**12/31/2025**

**09/30/2025**

\$22,677

\$6,358

**99,936**

**63,931**

-

-

27,263

20,744

**39,616**

**32,804**

**60,320**

**31,127**

■ Net Working Capital

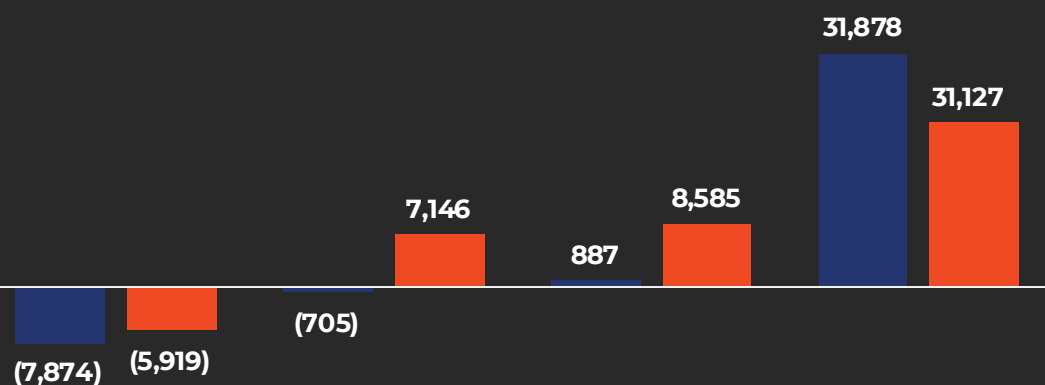
■ Total Shareholders Equity

FY 2022

FY 2023

FY 2024

FY 2025



## CapTable as of 02/11/26

Outstanding shares

47,964,096

Outstanding warrants

1,420,000

Outstanding stock options

4,139,884

**Total**

**53,523,980**

## Select Equity Items (NASDAQ) as of 02/11/26

Share price\*

\$9.31

Market cap\*

\$446M

Institutional ownership

~18%

Insider ownership

~27%



**Investor & Media Queries Please Contact:**

**Jason Roy**

*VP, Investor Relations & Corporate Development*

**Phone: 905-855-4618**

**Email: [jroy@electrovaya.com](mailto:jroy@electrovaya.com)**

**Web: [www.electrovaya.com](http://www.electrovaya.com)**

